

Hardware
Latches
For In-Swinging Gates



866
Twisted Ring Gate Latch, 3in, Pad Lockable,
Yard Swing

- Push to Open; not for gates that swing out
- Rosette Back Plate: 2 3/8in dia. Ring: 3in dia
- Drop Bar: 6in x 1in Catch: 3 3/4in x 3/4in
- Latch has Rosette and Ring for Operation
- Includes "D" Pad Lock Eyes: 2 1/8in x 2in each
- Matching Ring Pull Available. See Page 46.



Pull Handle On Exterior



Drop Bar On Interior

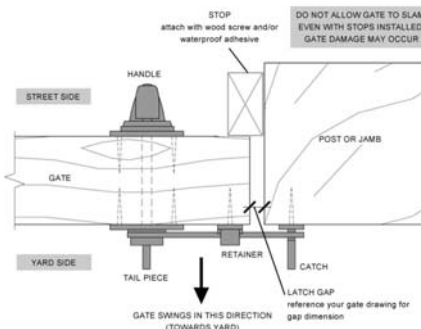
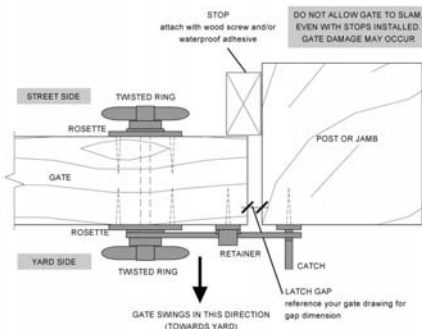
867
Hampton Thumb Gate Latch, Pad Lockable,
Yard Swing

- Push to Open; not for gates that swing out
- Handle: 7in tall
- Drop Bar: 5.5in long
- Flip-over Locking Mechanism
- Includes "D" Pad Lock Eyes: 2 1/8in x 2in each



61009
Suffolk Gate Latch, BPPCG, Black, 8in

- BPPCG = Black Polyester Powder Coated over Hot Dipped Galvanized Mild Steel
- Suitable for Gates/Doors 1in to 2 1/2in Thick
- Push to Open; not for gates that swing out



Stainless Steel,
Galvanized Steel
(BPPCG) and Solid
Bronze latches are
all durable materials
for coastal living!

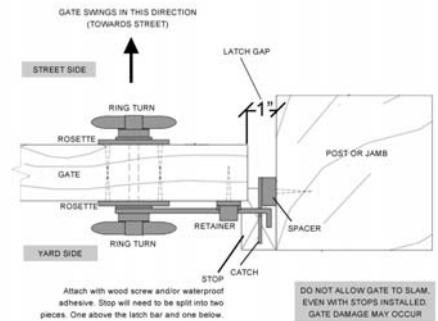
For Out-Swinging Gates

HARDWARE



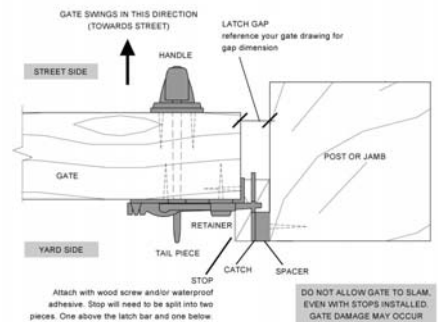
61017
Twisted Ring Gate Latch, Pad Lockable,
Street Swing

- Pull to Open, Suitable for Out-Swinging gates
- Rosette Back Plate: 2 3/8in dia. Ring: 3in dia
- Angled Drop Bar: 6in x 1in.
- Catch: 3 3/4in x 3/4in
- 1/2in Spacer incl for inside mounting catch
- Latch has Rosette and Ring for Operation
- Includes "D" Pad Lock Eyes: 2 1/8in x 2in each
- Matching Ring Pull Available. See Page 46.




61018
Hampton Thumb Gate Latch, Pad Lockable,
Street Swing

- Pull to Open, Suitable for Out-Swinging gates
- Handle: 7in tall
- Drop Bar: 5.5in long
- Flip-over Locking Mechanism
- Includes "D" Pad Lock Eyes: 2 1/8in x 2in each



Hardware Latches



61005

Windsor Gate Latch, Black

- Zinc Plated Steel, Powder Coated Black
- Push to Open; not for gates that swing out



11899

12in Slide Bolt with Keep, Pad Lockable

- BPPCG = Black Polyester Powder Coated over Hot Dipped Galvanized Mild Steel
- Sliding Gate Latch suitable for Double Gates
- 2in x 5/16in lag bolts included



11213

"D" Padlock Eyes, Stainless Steel, pair

- Stainless Steel w/ Black Powder Coat Finish
- 1-1/4in long Stainless Steel Fasteners incl
- Sold in Pairs



Solid Bronze Latches



60834 - up to 3 1/2in thick door
60836 - up to 5in thick door

Bronze Gate Latch, 8in, w/ 7 1/2in Drop Bar (up to 3 1/2in door)

- Retainer and Catch Pieces: 3/4in x 1 3/4in
- Push to Open; not for gates that swing out



60835 - up to 3 1/2in thick door
60837 - up to 5in thick door

Bronze Gate Latch, 10in, w/ 7 1/2in Drop Bar (up to 3 1/2in door)

- Retainer and Catch Pieces: 3/4in x 1 3/4in
- Push to Open; not for gates that swing out



788

Bronze Ring Turn Latch, 7in Drop Bar, Right Hand

- Very dark antique bronze
- Back Plate: 2-3/4in x 4-1/2in
- Drop Bar: 7in long
- Ring Diameter: 3-1/2in
- Retainer and Catch Pieces: 3/4in x 3in
- Push to Open; not for gates that swing out



792

Bronze Jamb Catch

- Very dark antique bronze
- For use with Bronze Drop Bar Latches



787

Bronze Ring Turn Latch, 7in Drop Bar, Left Hand

- Very dark antique bronze
- Back Plate: 2-3/4in x 4-1/2in
- Drop Bar: 7in long
- Ring Diameter: 3-1/2in
- Retainer and Catch Pieces: 3/4in x 3in
- Push to Open; not for gates that swing out



786

Bronze Slide Bolt

- Very dark antique bronze
- 8in x 1 3/4in



793

Bronze Mortise Plate for Slide Bolt

- Very dark antique bronze



790

Bronze Barrel Bolt Gate Latch

- Very dark antique bronze
- Bar: 8in long x 5/8in diameter; Handle: 4in
- Holders: 3/4in x 1-3/4in